

Copyright

The interpretation right of this product specification belongs to BOE MLED. Without the signed permission of BOE MLED, any other individual or organization is not allowed, in any form, to excerpt, reproduce, copy, translate, edit or publish this product specification. This product specification is subject to modification without prior notice.



SPEC. NUMBER

Product organization

REV.

Release date

Page

-

MLED

-

2023.11.30

1

BTQ020

Product specification

Rev. 0

BOE MLED Technology Co., Ltd.

The interpretation right of this product specification belongs to BOE MLED. Without the signed permission of BOE MLED, any other individual or organization is not allowed, in any form, to excerpt, reproduce, copy, translate, edit or publish this product specification. This product specification is subject to modification without prior notice.

SPEC. NUMBER

Product organization

REV.

Release date

Page

-

MLED

-

2023.11.30

2

1. Product introduction




1.1 Scope of Application

This product specification is applicable to P2.0 indoor full-color modules

1.2 Product description

- Superior lamps, high brightness utilization rate, extended lamp life and high-quality plastic parts
- High contrast ration for superior display effect
- Light weight, easy installation and disassemble
- Single-point, single-lamp maintenance low-cost
- Constant current LED driver, uniform light, low power consumption

1.3 Product picture

View	Illustration
Front view	
Back view	
Side view	

1.4 LOGO location

The interpretation right of this product specification belongs to BOE MLED. Without the signed permission of BOE MLED, any other individual or organization is not allowed, in any form, to excerpt, reproduce, copy, translate, edit or publish this product specification. This product specification is subject to modification without prior notice.

SPEC. NUMBER

Product organization

REV.

Release date

Page

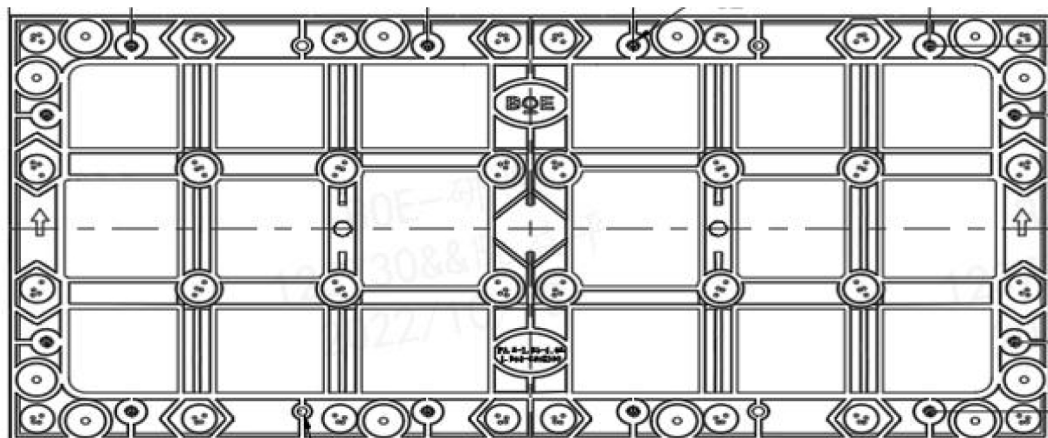
-

MLED

-

2023.11.30

3



2. Product specification


Category	Parameters	Specification
Module	Pitch(mm)	2.0
	LED model	SMD1515
	LED Type	Copper wire
	Module resolution	160*80
	Module size \pm tolerance(mm \times mm \times mm)	$319.9 \pm 0.1 * 159.9 \pm 0.1 * 14.6 \pm 0.2$
	Module weight \pm tolerance(g)	0.42 ± 0.05
	Module flatness (mm)	≤ 0.2
Optical Parameters	Module density (dot/m ²)	250000
	White balance brightness (cd/m ²)	≥ 450
	Color temperature	3000 ~ 15000k adjustable
	Horizontal viewing angle	$\geq 150^\circ$
	Vertical viewing angle	$\geq 130^\circ$
Electrical Parameters	View distance (m)(=PITCH*1)	≥ 2.0
	Maximum power consumption per module (W)	≤ 20
	Average active power consumption (W/m ²)	≤ 130
	Maximum active power consumption (W/m ²)	≤ 390
	Operating voltage (V)	5
Processing Performance	Signal input interface type	HUB75
	Scanning mode	40S
	Frame change frequency (Hz)	50/60
	Refresh frequency (Hz)	3840
	Driving mode	Constant drive
Gray scale (Bit)	≥ 12	

The interpretation right of this product specification belongs to BOE MLED. Without the signed permission of BOE MLED, any other individual or organization is not allowed, in any form, to excerpt, reproduce, copy, translate, edit or publish this product specification. This product specification is subject to modification without prior notice.

SPEC. NUMBER	Product organization	REV.	Release date	Page
-	MLED	-	2023.11.30	4

Category	Parameters	Specification
Operating Parameters	Continuous operation time	≥7x24hrs, Support uninterrupted display
	Average trouble-free working time	≥5000 hours
	Discrete runaway point	≤0.0001, Preset at 0
	Continuous runaway point	0
	Blind spot rate	≤0.0001, Preset at 0
Utilization Parameters	Typical life value (hrs)	30000H
	Operating temperature (°C)	-10°C-40°C
	Storage temperature (°C)	-20°C-50°C
	Operating humidity (RH)	10%-60%RH(No condensation)
	Storage humidity (RH)	10%-65%RH(No condensation)
Protection Grade	Protection grade	IP30

3. Definition of signal interface

	Pin	Signal	Function	Pin	Signal	Function
 <p>HUB75</p>	1	R1	Red data signal	2	G1	Green data signal
	3	B1	Blue data signal	4	GND	GND of power supply
	5	R2	Red data signal	6	G2	Green data signal
	7	B2	Blue data signal	8	E	Line control signal
	9	A	Line control signal	10	B	Line control signal
	11	C	Line control signal	12	D	Line control signal
	13	CLK	Clock signal	14	LAT	Latch signal
	15	OE	Enable signal	16	GND	GND of power supply

4. Mounting holes

4.1 Module mounting hole location (Unit: mm)

The interpretation right of this product specification belongs to BOE MLED. Without the signed permission of BOE MLED, any other individual or organization is not allowed, in any form, to excerpt, reproduce, copy, translate, edit or publish this product specification. This product specification is subject to modification without prior notice.

SPEC. NUMBER

Product organization

REV.

Release date

Page

-

MLED

-

2023.11.30

5

